


# Preliminary

## 2728W80FC120-NUVENG-A01

### DATA SHEET



<b>Part No.</b>	RLED-80C-2728	<b>Spec No.</b>	RFFM-LED	<b>Page</b>	1 of 6
-----------------	---------------	-----------------	----------	-------------	--------

Approved by:

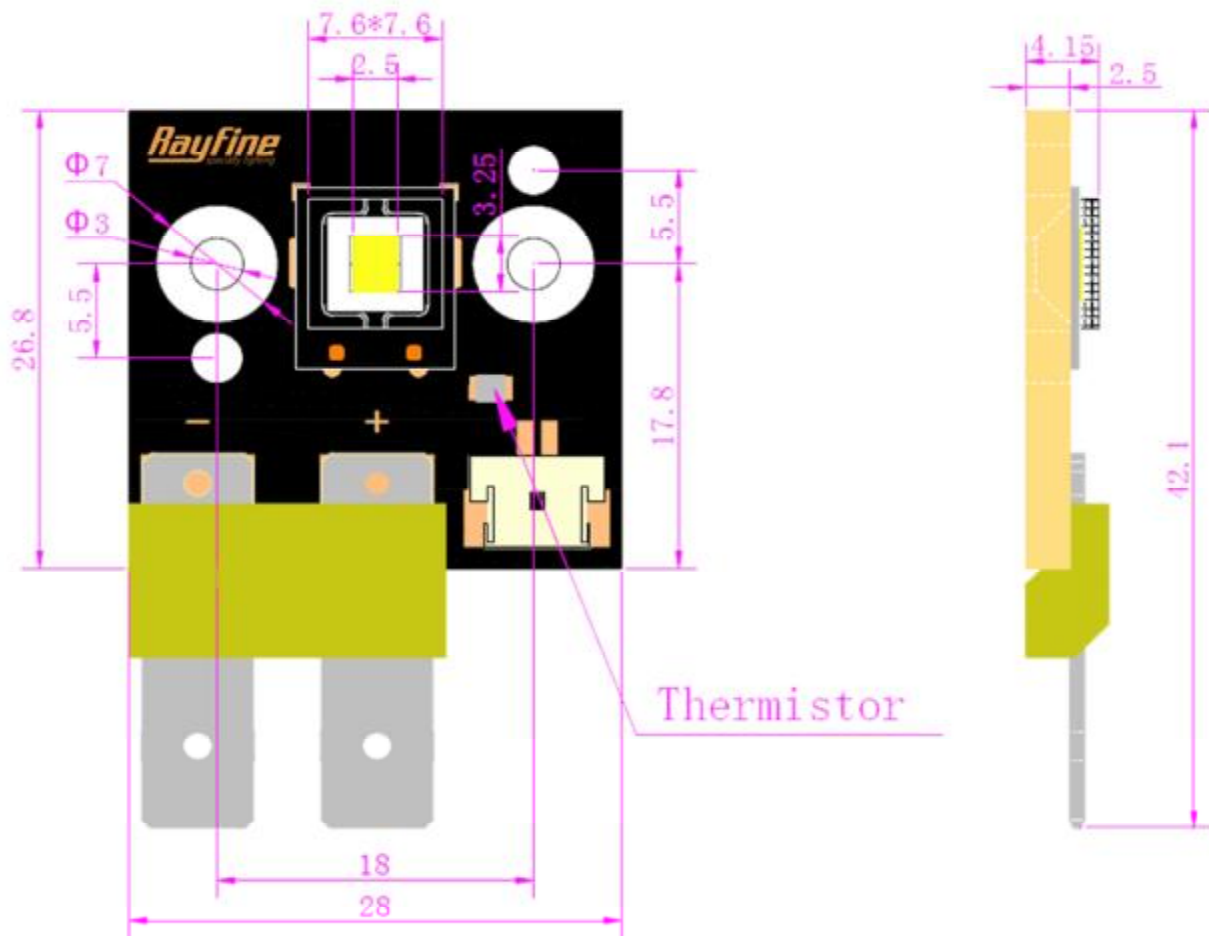
Checked by:

Prepared by:

## Features:

- ◆ Excellent Transiting Heat from LED Chip Operating under 6 A
- ◆ High Luminous Output
- ◆ No UV
- ◆ Light emitting area is small, power per unit area of up to  $5\text{W}/\text{mm}^2$
- ◆ Three color and four color melange effect is superior to similar products on the light

## Package Dimensions:



<b>Part No.</b>	RLED-80C-2728	<b>Spec No.</b>	RFFM-LED	<b>Page</b>	2 of 6
-----------------	---------------	-----------------	----------	-------------	--------

## Notes:

1. All dimensions are in millimeters (inches).
2. Tolerance is  $\pm 0.25$  mm (0.01") unless otherwise noted.

Part NO.	Lens Color	Emitting Color
2728W80FC120-NUVENG-A01	Water Clear	White

## Absolute Maximum Ratings at Ta=27°C / Ta=85°C

Parameter	Symbol	Min	Typ	Max	Unit
LED Junction Temperature	T <sub>j</sub>	—	—	150	°C
Power Dissipation	P <sub>D</sub>	—	80	80	W
Peak Forward Current (1/10 Duty Cycle, 0.1ms Pulse Width)	I <sub>FP</sub>	—	—	—	mA
Continuous Forward Current	I <sub>F</sub>	—	6	6	A
Reverse Voltage	V <sub>R</sub>	—	5	—	V
Electrostatic Discharge Threshold (ESD)	ESD	—	2000	—	V
Operating Temperature Range	T <sub>opr</sub>	-40	—	70	°C
Storage Temperature Range	T <sub>spr</sub>	-40	—	100	

## Notes:

1. Specifications are subject to change without notice.
2. Under the stipulated Characteristics parameters above, the life span of the LED is more than 50,000hours.
3. The data on this specification is for reference only and the actual data is in accordance with the acknowledgment.
4. Precautions for ESD:  
STATIC SHIELD Electricity and surge damages the LED. It is recommended to use a wrist band or anti-electrostatic glove when handling the LED. All devices, equipment and machinery must be properly grounded.

<b>Part No.</b>	RLED-80C-2728	<b>Spec No.</b>	RFFM-LED	<b>Page</b>	3 of 6
-----------------	---------------	-----------------	----------	-------------	--------

## Characteristics at If= 6 A :

Parameter	Symbol		Values			Units
			Min.	Typ.	Max.	
Luminous Flux	$\phi_v$	Ta=27°C	4500	5500	—	lm
		Ta=85°C	3650	4500	—	
Viewing Angle at 50 % IV	$2\theta_{1/2}$	Ta=27°C	—	115	—	Deg
		Ta=85°C	—	115	—	
Forward Voltage	$V_f$	Ta=27°C	12	13.5	15	V
		Ta=85°C	12	13.5	15	
Correlated Colour Temperature	CCT	Ta=27°C	6500	7500	8500	K
		Ta=85°C	6800	7900	9000	
Spectral Line Half-Width	$\Delta\lambda$	Ta=27°C	20	25	30	nm
		Ta=85°C	25	30	35	
Reverse Current	$I_R$	—	—	—	—	$\mu A$
Thermal Resistance Junction to Case	$R\theta_{J-C}$	—	—	0.9	—	K/W
Temperature Coefficient of Forward Voltage	$V\Delta F/T$	—	—	-12	—	mV/°C
Color Rendering Index	Ra	—	—	—	—	—
Thermistor(NTC)	Rt25	—	—	10	—	K $\Omega$

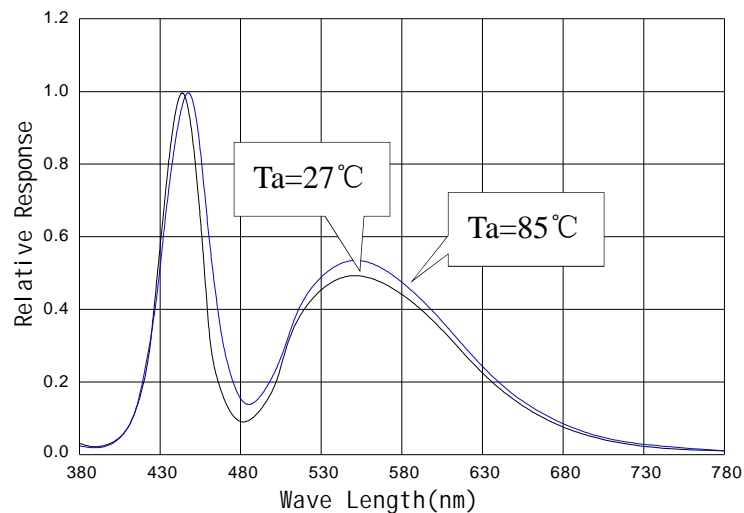
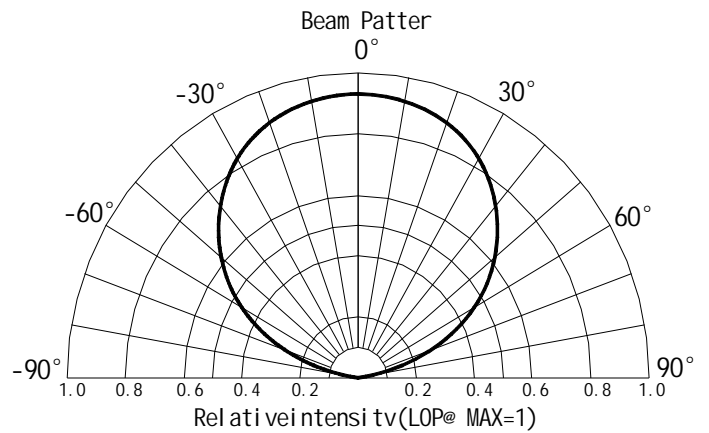
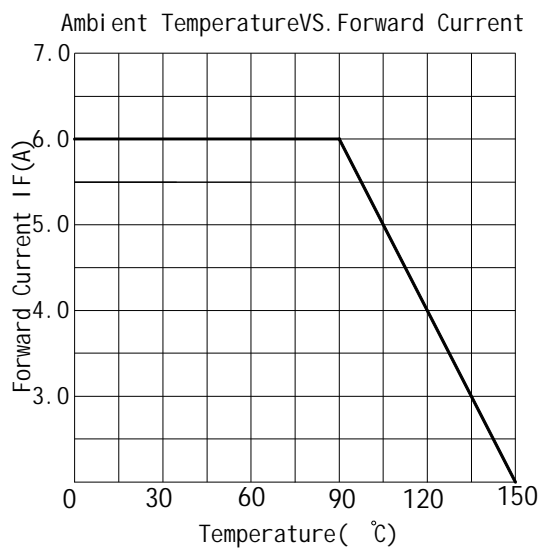
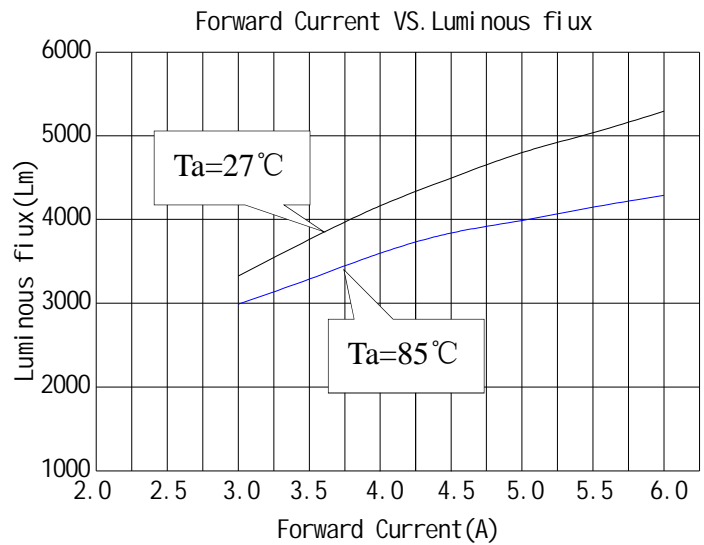
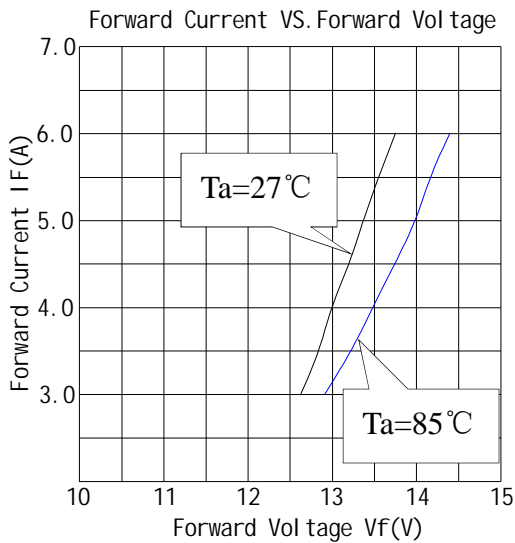
## Notes:

1. Luminous intensity is measured with a light sensor and filter combination that approximates the CIE eye-response curve.
2.  $\theta_{1/2}$  is the off-axis angle at which the luminous intensity is half the axial luminous intensity
3. The dominant wavelength ( $\lambda_d$ ) is derived from the CIE chromaticity diagram and represents the single wavelength which defines the color of the device.
4. Flux is measured with an accuracy of  $\pm 15\%$ .
5. Forward voltage is measured with an accuracy of  $\pm 0.15V$ .
6. CCT selection acc. to CCT groups and an accuracy of  $\pm 300K$ .

Part No.	RLED-80C-2728	Spec No.	RFFM-LED	Page	4 of 6
----------	---------------	----------	----------	------	--------

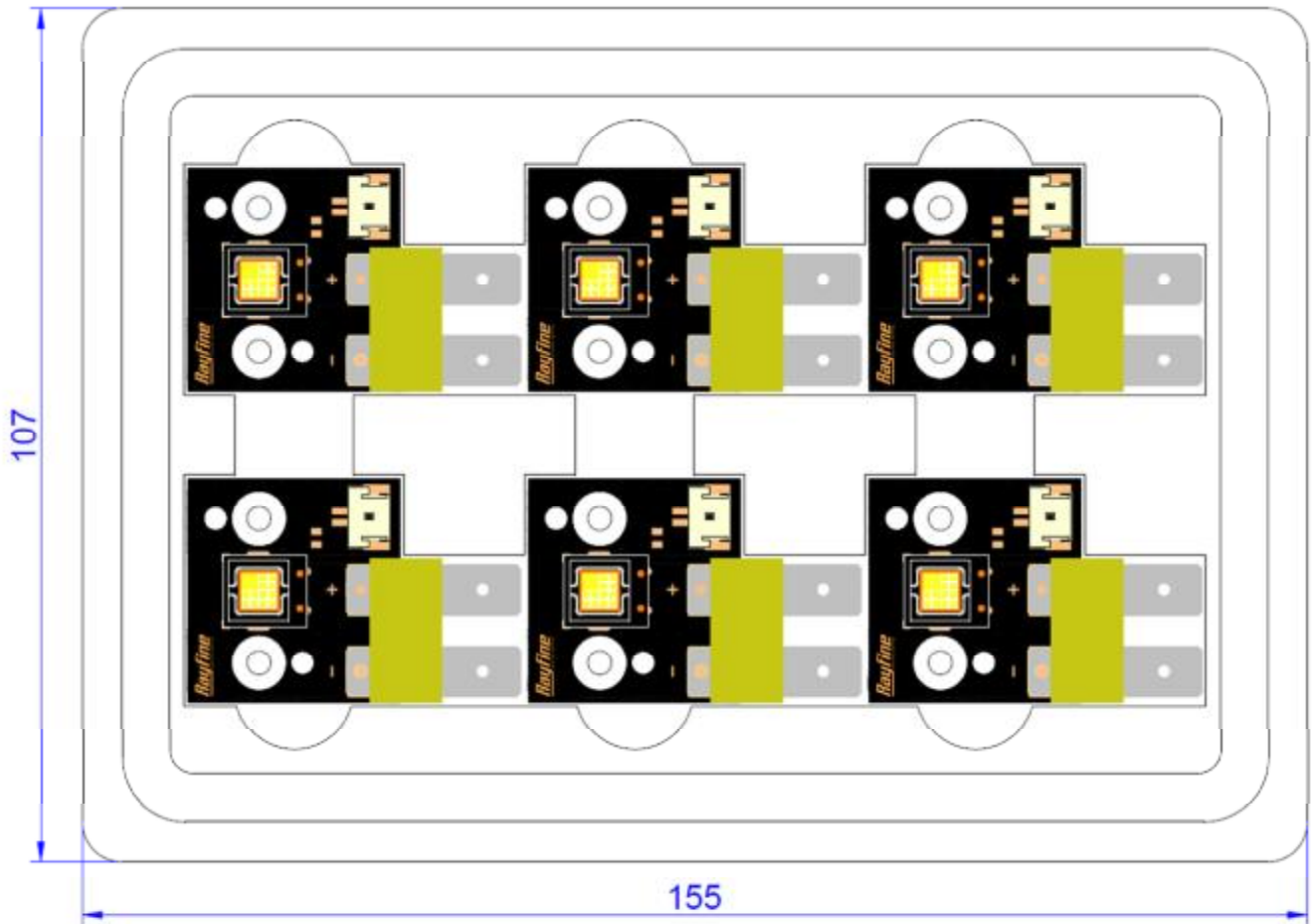
## Typical Electrical / Optical Characteristics Curves

(27°C/85°C Ambient Temperature Unless Otherwise Noted)



## Dimensions for Cannulation and Packaging

Quantity: 6 PCS



### Notes:

1. All dimensions are in millimeters (inches).
2. Tolerance is  $\pm 2.0$  mm (0.08") unless otherwise noted.
3. Product is packaged with glass cover to protect the light-emitting zone. Please avoid the light-emitting area from being pressed, stressed, rubbed, come into contact with sharp metal part which would damage the product.

<b>Part No.</b>	RLED-80C-2728	<b>Spec No.</b>	RFFM-LED	<b>Page</b>	6 of 6
-----------------	---------------	-----------------	----------	-------------	--------

Version:1.0